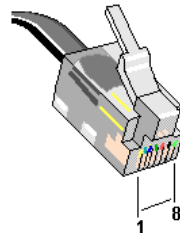
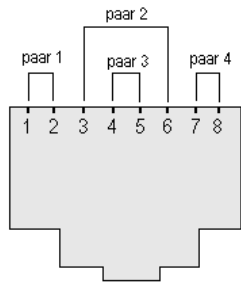
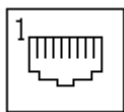


# Aansluiting UTP en RJ45 stekkers

## 1) Algemeen:



Gebruik speciaal gereedschap: Krimptang RJ45

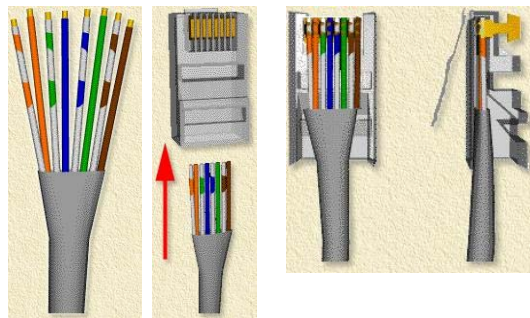
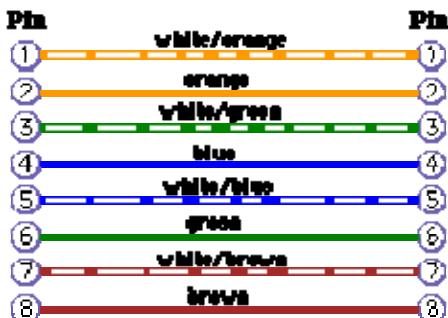
Aansluitingen RJ45 achteraanzicht

RJ45-connector vooraanzicht

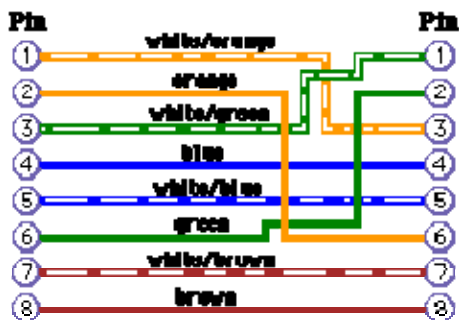
## 2) Aansluitingen van Modem of Router naar PC (rechtdoor – Straight)

Kleurenvolgorde:

- 1: Oranje-Wit
- 2: Oranje
- 3: Groen-Wit
- 4: Blauw
- 5: Blauw-Wit
- 6: Groen
- 7: Bruin-Wit
- 8: Bruin



## 3) Aansluitingen van PC naar PC (gekruste kabel - Crossed)



## 4) Data over de netwerkkabel en telefoonkabel

Netw.	Ethernet	Token ring	RS232	RS232	Current loop	IBM 3270
			dte	dce		
1	Tx+	Rx+	Rx	Tx	Rx+	Tx+
2	Tx-	Rx-	SG	SG	Rx-	Tx-
3	Rx+	Tx+	DTR	DCD	Tx+	Rx+
4	NC	NC	NC	NC	NC	NC
5	NC	NC	NC	NC	NC	NC
6	Rx-	Tx-	Tx	Rx	Tx-	Rx-
7	NC	NC	NC	NC	NC	NC
8	NC	NC	NC	NC	NC	NC

Telefoon	ISDN	Analoog	Digitaal
1	NC	NC	NC
2	NC	NC	NC
3	Rx+	NC	NC
4	Tx-	A	V+
5	Tx+	B	V-
6	Rx-	NC	NC
7	NC	EB	Tx
8	NC	GND	Rx